


DURASEAL

SEAL

Envelopes by **RELYCO**



Stock and Custom Envelope Solutions with Security in Mind

Unlike standard window envelopes found in local office superstores, Relyco DURASEAL envelopes are specially designed with security in mind. Inside Security Tint prevents unwanted viewing of documents prior to the envelope being opened, and our unique windows are sized and positioned to completely conceal the sensitive MICR information contained on the check. In addition, all of our #10 envelopes are specifically designed for machine insertability, including our #10 single window and double window Reverse Flap envelopes, which facilitate machine insertion of checks and documents that have the outgoing address printed on the bottom panel.

Features and Benefits

- **Eight Layouts Available**
 - In #9 and #10 sizes
- **Unique Windows**
 - Positioned slightly higher to conceal confidential bank account information
- **Inside Security Tint**
 - To protect your documents from unauthorized readers
- **Bottom (Reverse) Flap Envelopes**
 - Ideal for machine inserting when the mailing address is located on the bottom of the document
- **Color Imprinting**
 - Up to four colors on the front and/or the flap
- **In Stock**
 - Always in stock and available for immediate shipment
- **Customizable**
 - Customization on all stock available
 - Custom window location and sizes
 - Form and envelope combinations
 - Personal logos and colors

DURASEAL™ Secure Check Envelopes			
	Part Number	Size	Features
	Envelope #9 #9 Single Window	3-7/8" x 8-7/8"	• Available With or Without Security Tint
	Envelope #10 #10 Single Window	4-1/8" x 9-1/2"	• Available With or Without Security Tint
	Envelope #44 #9 Single Window	3-7/8" x 8-7/8"	• With Inside Tint
	Envelope #45 #9 Double Window	3-7/8" x 8-7/8"	• With Inside Tint
	Envelope #58 #10 Single Window	4-1/8" x 9-1/2"	• With Inside Tint
	Envelope #59 #10 Double Window	4-1/8" x 9-1/2"	• With Inside Tint
	Envelope #60RF #10 Single Window Bottom Flap (Reverse)	4-1/8" x 9-1/2"	• With Inside Tint • Reverse Flap for Machine Inserting
	Envelope #61RF #10 Double Window Bottom Flap (Reverse)	4-1/8" x 9-1/2"	• With Inside Tint • Reverse Flap for Machine Inserting

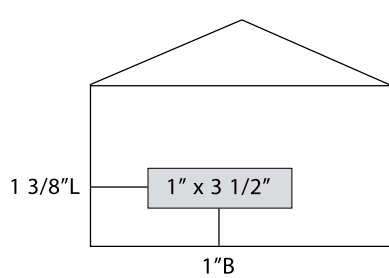
About Relyco

Relyco is the leading provider of business forms, laser & digital print solutions, checks, and pressure seal checks & forms.

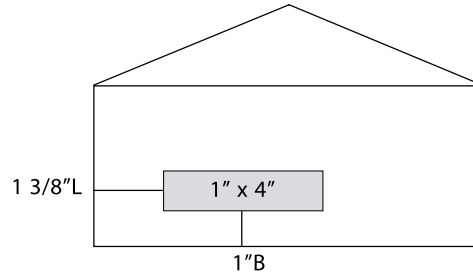
Understanding and meeting our clients' needs is always our first priority. www.relyco.com.

WHEN SELECTING AN ENVELOPE, REMEMBER:

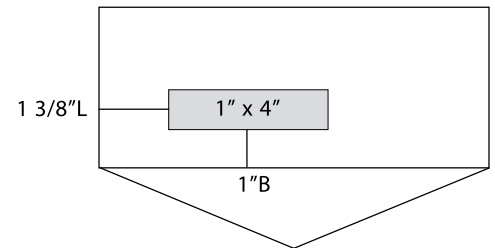
- 1. SIZE MATTERS** - Depending on how your documents are being processed, the size of the envelope is very important.
- 2. WINDOWS VARY** - Each envelope differs in number, size and position based on variable printed information.
- 3. BOTTOM FLAP** - These envelopes are often needed for compatibility when inserting automatically by machine.



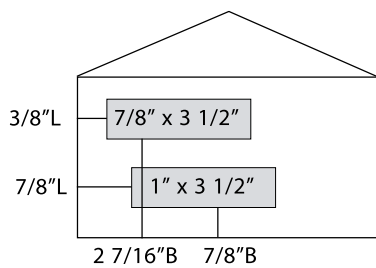
#9 SINGLE WINDOW
Envelope #44 - 3 7/8" x 8 7/8"
With Inside Tint



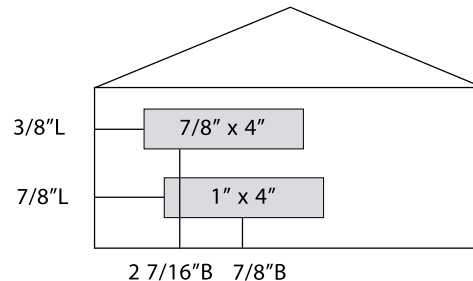
#10 SINGLE WINDOW
Envelope #58 - 4 1/8" x 9 1/2"
With Inside Tint



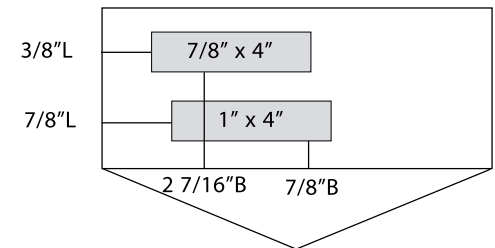
#10 SINGLE WINDOW BOTTOM FLAP
Envelope #60RF - 4 1/8" x 9 1/2"
With Inside Tint
Same as #10 Single Window except flap is on bottom. This envelope is used for machine inserting.



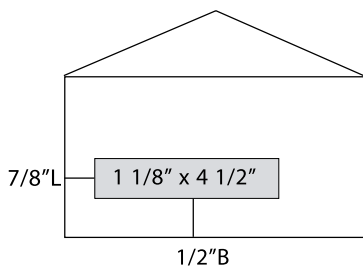
#9 DOUBLE WINDOW
Envelope #45 - 3 7/8" x 8 7/8"
With Inside Tint



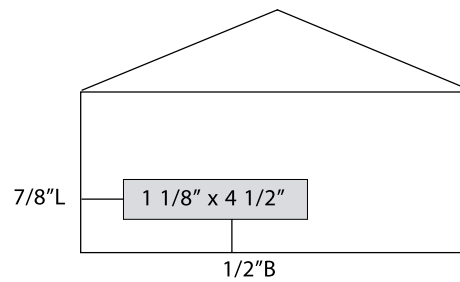
#10 SINGLE WINDOW
Envelope #59 - 4 1/8" x 9 1/2"
With Inside Tint



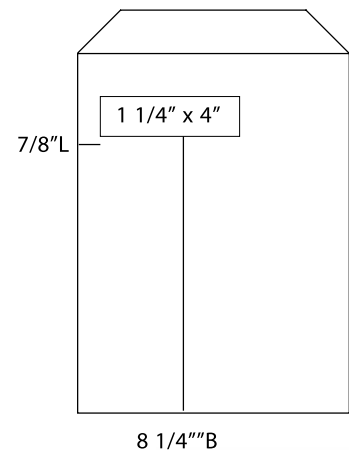
#10 DOUBLE WINDOW BOTTOM FLAP
Envelope #61RF - 4 1/8" x 9 1/2"



#9 SINGLE WINDOW
Envelope #9 - 3 7/8" x 8 7/8"
Available With or Without Security Tint



#10 SINGLE WINDOW
Envelope #10 - 4 1/8" x 9 1/2"



8 3/4" x 11 1/4"
Envelope #811 - 8 3/4" x 11 1/4"

OTHER STOCK SIZES AVAILABLE FOR NON-CHECK APPLICATIONS

To find out more

For more information, call your Relyco representative at 1-800-777-7359 or visit us online at www.relyco.com

121 Broadway | Dover, New Hampshire 03820 | Phone: (800) 777-7359 | Fax: (603) 742-9993 | www.relyco.com