

# DURASEAL™ Inkjet & Digital Press Envelopes

*DURASEAL® Stock and custom envelope solutions with security in mind*



## Features & Benefits

### Eight Layouts Available:

- In #9 and #10 sizes

### Unique Windows:

- Positioned slightly higher to conceal confidential bank account information

### Inside Security Tint:

- To protect your documents from unauthorized readers

### Bottom (Reverse) Flap Envelopes:

- Ideal for machine inserting when the mailing address is located on the bottom of the document

### Color Imprinting:

- Up to four colors on the front and/or the flap

### In Stock:

- Always in stock and available for immediate shipment

### Customizable on all available stock:

- Custom window location and sizes
- Form and envelope combinations
- Personal logos and colors



LASER COMPATIBLE



INKJET COMPATIBLE



FLEXO COMPATIBLE



HP INDIGO COMPATIBLE

Unlike standard window envelopes found in local office superstores, Relyco DURASEAL envelopes are specially designed with security in mind. Inside Security Tint prevents unwanted viewing of documents prior to the envelope being opened, and our unique windows are sized and positioned to completely conceal the sensitive MICR information contained on the check. In addition, all of our #10 envelopes are specifically designed for machine insertability, including our #10 single window and double window Reverse Flap envelopes, which facilitate machine insertion of checks and documents that have the outgoing address printed on the bottom panel.

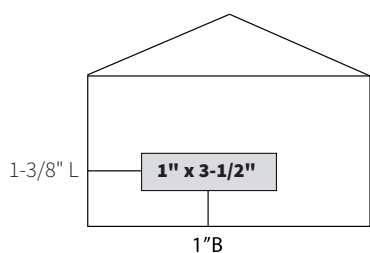
### DURASEAL™ Secure Check Envelopes

	Part Number	Size	Features
	Envelope #44 #9 Single Window	3-7/8" x 8-7/8"	With Inside Tint
	Envelope #45 #9 Double Window	3-7/8" x 8-7/8"	With Inside Tint
	Envelope #58 #10 Single Window	4-1/8" x 9-1/2"	With Inside Tint
	Envelope #59 #10 Double Window	4-1/8" x 9-1/2"	With Inside Tint
	Envelope #60RF #10 Single Window Bottom Flap (Reverse)	4-1/8" x 9-1/2"	With Inside Tint Reverse Flap for Machine Inserting
	Envelope #61RF #10 Double Window Bottom Flap (Reverse)	4-1/8" x 9-1/2"	With Inside Tint Reverse Flap for Machine Inserting

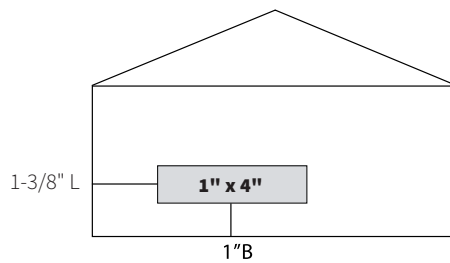


**RELYCO**  
WILDLY RELIABLE

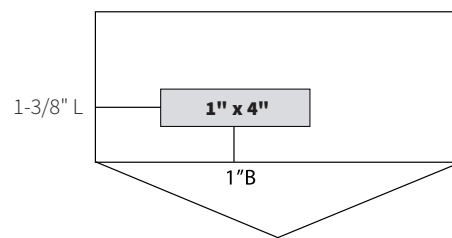
## DURASEAL™ Envelope Sizes & Specifications



**#9 SINGLE WINDOW**  
Envelope #44 - 3-7/8" x 8-7/8"  
With Inside Tint

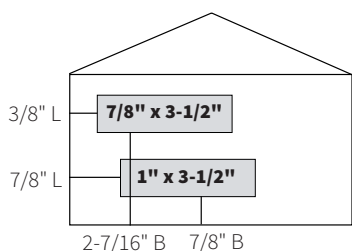


**#10 SINGLE WINDOW**  
Envelope #58 - 4-1/8" x 9-1/2"  
With Inside Tint

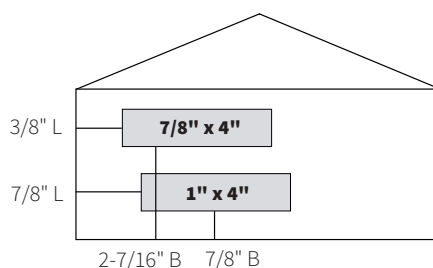


**#10 SINGLE WINDOW BOTTOM FLAP**  
Envelope #60RF - 4-1/8" x 9-1/2"  
With Inside Tint

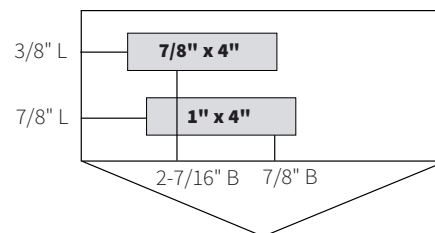
Same as #10 Single Window except flap is on bottom.  
This envelope is used for machine inserting.



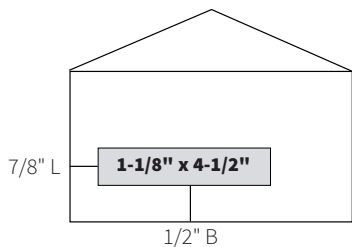
**#9 DOUBLE WINDOW**  
Envelope #45 - 3-7/8" x 8-7/8"  
With Inside Tint



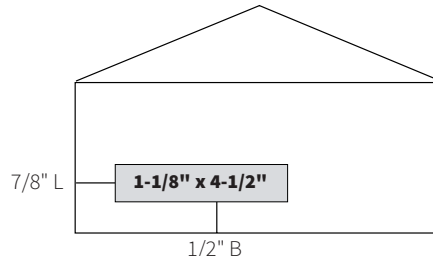
**#10 DOUBLE WINDOW**  
Envelope #59 - 4-1/8" x 9-1/2"  
With Inside Tint



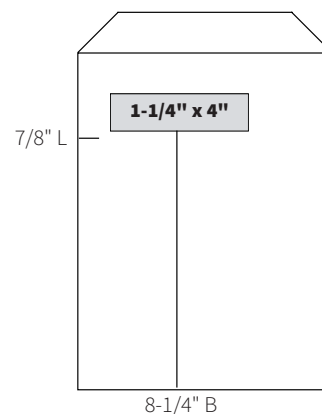
**#10 DOUBLE WINDOW BOTTOM FLAP**  
Envelope #61RF - 4-1/8" x 9-1/2"



**#9 SINGLE WINDOW**  
Envelope #9 - 3-7/8" x 8-7/8"  
Available With or Without Security Tint



**#10 SINGLE WINDOW**  
Envelope #10 - 4-1/8" x 9-1/2"



**8-3/4" x 11-1/4"**  
Envelope #811 - 8-3/4" x 11-1/4"

### Remember when selecting an envelope:

- 1. SIZE MATTERS** Depending on how your documents are being processed, the size of the envelope is very important.
- 2. WINDOWS VARY** Each envelope differs in number, size and position based on variable printed information.
- 3. BOTTOM FLAP** These envelopes are often needed for compatibility when inserting automatically by machine.

**OTHER STOCK SIZES  
AVAILABLE FOR  
NON-CHECK APPLICATIONS**